

PANEL JACK SPECIFICATIONS

	8' PROSYSTEM	9' PROSYSTEM	10' PROSYSTEM	12' PROSYSTEM	16' TALLWALL SYSTEM	20' TALLWALL SYSTEM	24' TALLWALL SYSTEM
Telescopic Brace	●	●	●	●			
Platform Bracket	●	●	●	●	●	●	●
8' Strongback	●						
9' Strongback		●					
10' Strongback			●			●●	
12' Strongback				●	●	●	●●
Guardrail Post				●	●	●	●
6" Platform Pin	●	●	●	●	●	●	●
Hair Pin Clip	●	●	●	●	●	●	●
Strongback Extension					●		
10'-16' TALLWALL Turnbuckle					●		
12'-20' TALLWALL Turnbuckle						●	
16'-24' TALLWALL Turnbuckle							●
Strongback Coupler					●	●	●

build it
RIGHT, build it
STRAIGHT.

Panel Jack™

TESTIMONIAL

"The ReechCraft Panel Jack system is strong, safe, adjustable, versatile and lightweight. The Panel Jack bracing system allows me to provide my customer with a straight, plumb true wall.

In addition, your service has been outstanding. Your knowledge and expertise has been helpful on several occasions. You provided advice from how best to brace tall walls, to how best to divide our bracing budget. Also, when I needed a large order of braces, with less than a week's notice, you had them delivered in five days. Thanks!"

Richard Barker, PolySteel of Northern Utah




PO Box 2426
Fargo, ND 58102-2426
888.600.6160
www.reechcraft.com



Straight walls... the first time... EVERY TIME!


INSULATING CONCRETE FORM BRACING SYSTEMS

WHEN YOU BUY THE FORMS, YOU'RE COMMITTED TO THE PROJECT; WHEN YOU BUY THE BRACING, YOU'RE COMMITTED TO THE BUSINESS!



PROSYSTEM

Available in Basic 8', Pro 8', 9', 10' and 12'



TALLWALL SYSTEM

Available in 16', 20' and 24'



CORNER BRACES

Available in 8', 10' and 12'

Panel Jack™

FEATURES




SINGLE PIN ASSEMBLY

Fast, easy and consistent set-up.



5"x 5" FOOT ANCHOR

Constructed from heavy gauge steel for maximum durability. Accepts up to 3/4" diameter stakes.



ADJUSTABLE CORNER SCAFFOLDING STANDOFF BRACKET

Connects frame-type scaffolding to the strongback for ultra tallwall application.

1. ALUMINUM STRONGBACK

Available in 2', 4', 8', 9', 10' and 12'.
Pin holes every 12 inches.
3/16" x 1.5" slots every 6".

2. GUARDRAIL POST (optional)

Standard with 12' ProSystem.

3. 8" SCREW ADJUSTMENT

4. PLATFORM BRACKET

22" platform space.

5. 7'-11' TURNBUCKLE

Telescopes from 7' to 11'
in 3" increments.

6. BASE ANCHOR CLIPS (optional)

7. 5"x 5" FOOT ANCHOR

1. ALUMINUM STRONGBACK

2. GUARDRAIL POST

3. 8" SCREW ALIGNMENT WITH PLATFORM BRACKET

4. PLATFORM BRACKET

5. TELESCOPIC TALLWALL TURNBUCKLE

10' lower brace, 8', 12' and 16' upper tube.

6. TALLWALL ADJUSTABLE MIDSPAN

7. STRONGBACK COUPLER

Connects any size Strongback.

8. 5"x 5" FOOT ANCHOR

1. OUTSIDE CORNER BRACE

Available in 8', 10' and 12'.

2. INSIDE CORNER BRACE

Available in 8', 10' and 12'.

